



(((•))) NFO Live

A Satellite To Core Portfolios

Introducing

**Zerodha Nifty MidSmallcap400
50:50 Index Fund**



Broad Based Exposure To

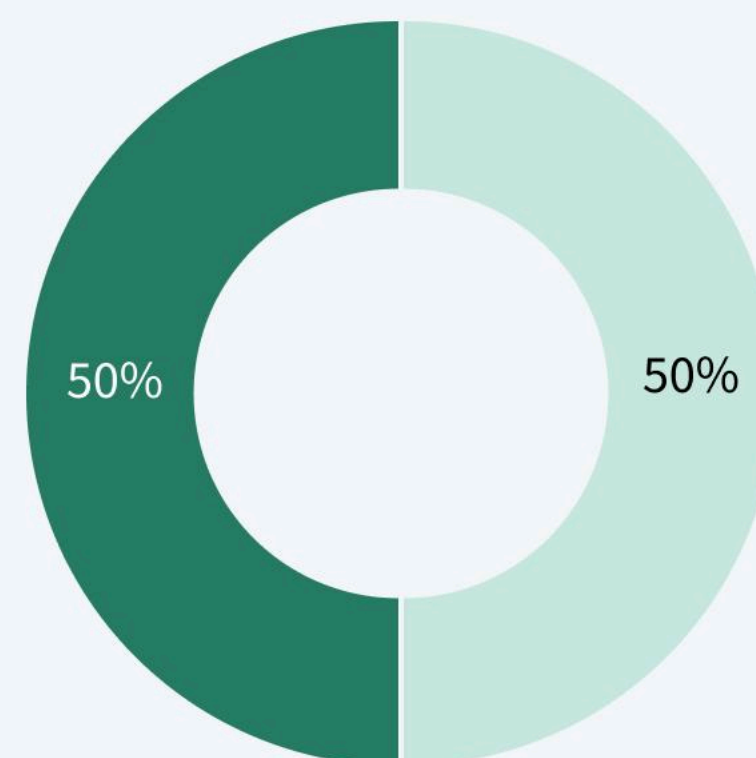
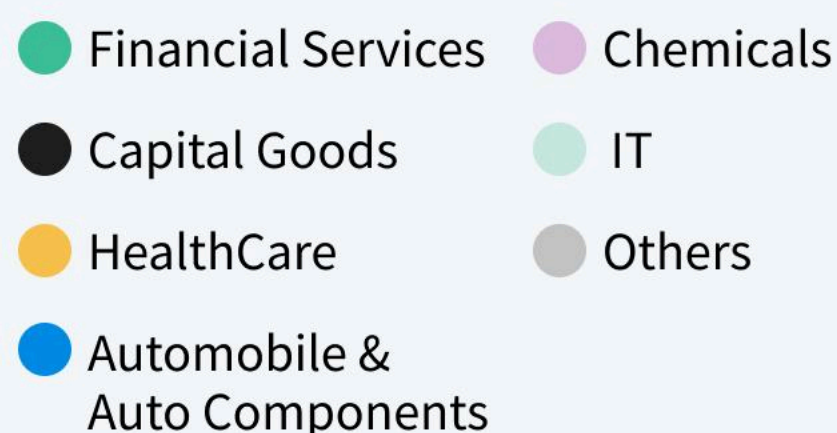
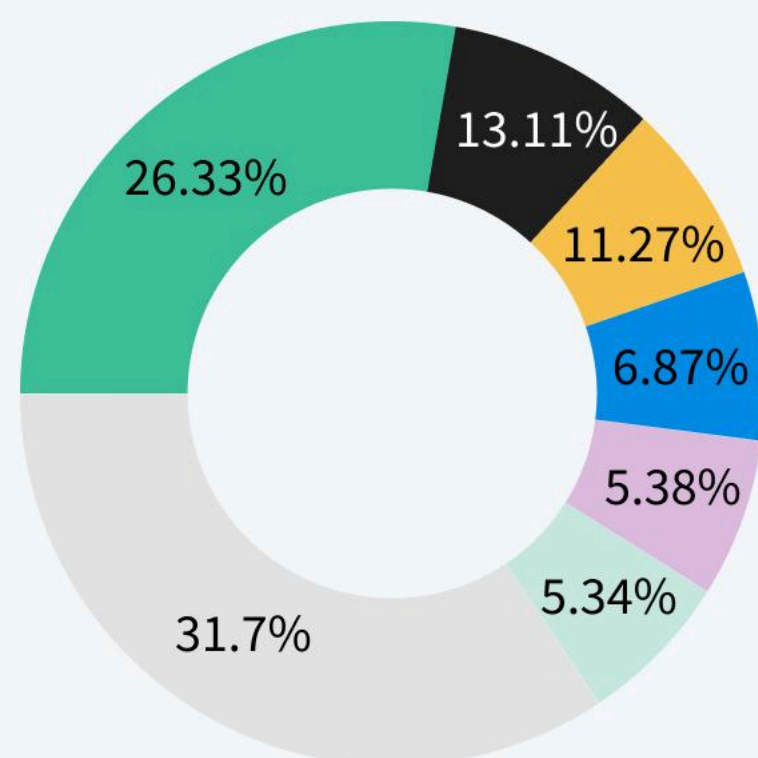
Both Mid and SmallCap Segments Of the Indian Market

The **Zerodha Nifty Midsmallcap400 50:50 Index Fund** tracks the performance of 150 midcap and 200 smallcap companies part of a diversified index

Diversified across 20 Sectors

&

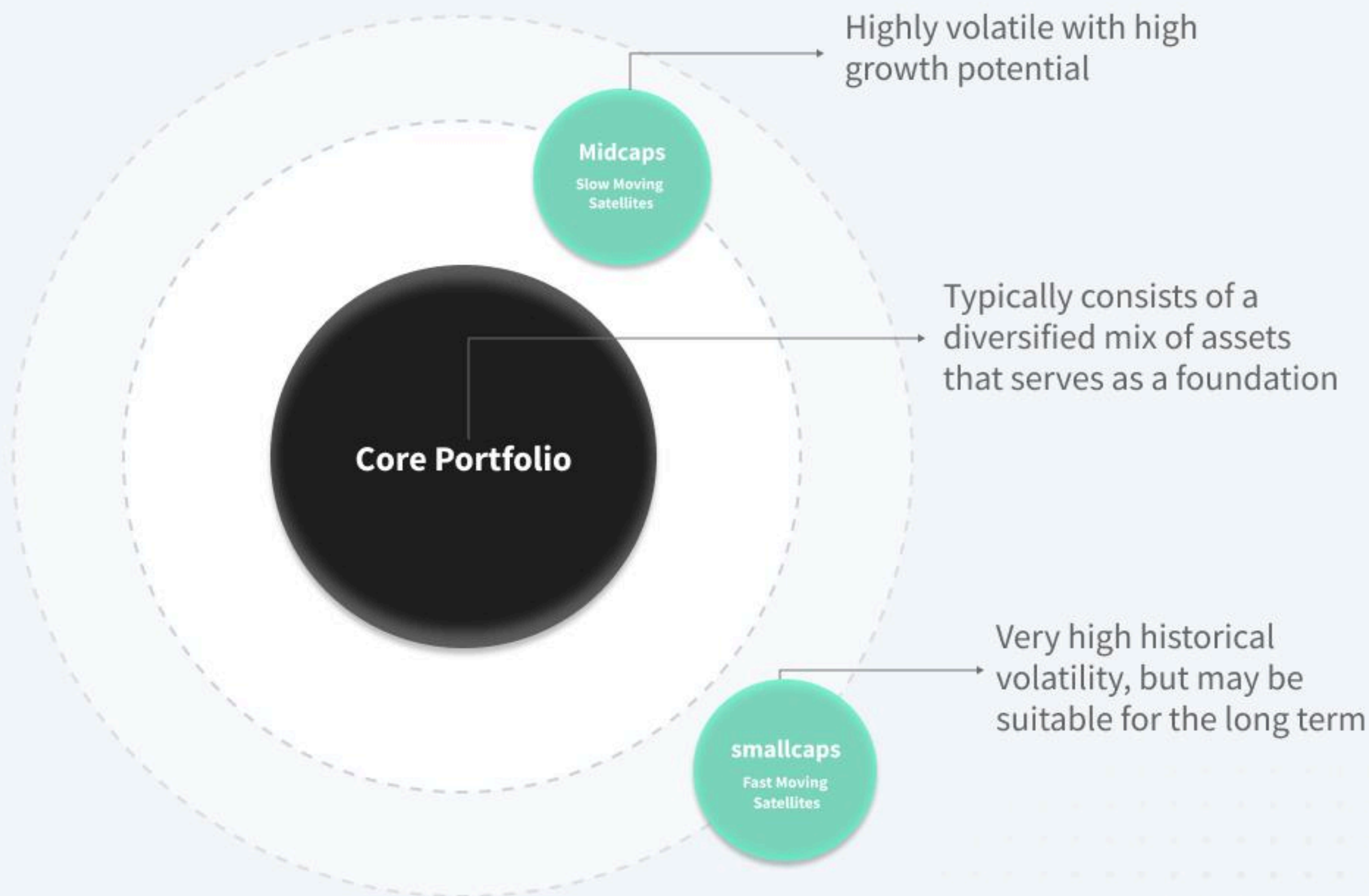
Equally across Market Caps





A Satellite To Core Portfolios

While your core portfolio may serve as a foundation, satellite provides a more tactical opportunity at higher risk, which is where mid and small-caps might belong



Source for CAGR and Volatility: [Nifty Smallcap 250 TRI Factsheet](#), [Nifty Midcap 150 TRI Factsheet](#), [Nifty 100 TRI Factsheet](#) - Feb 2026

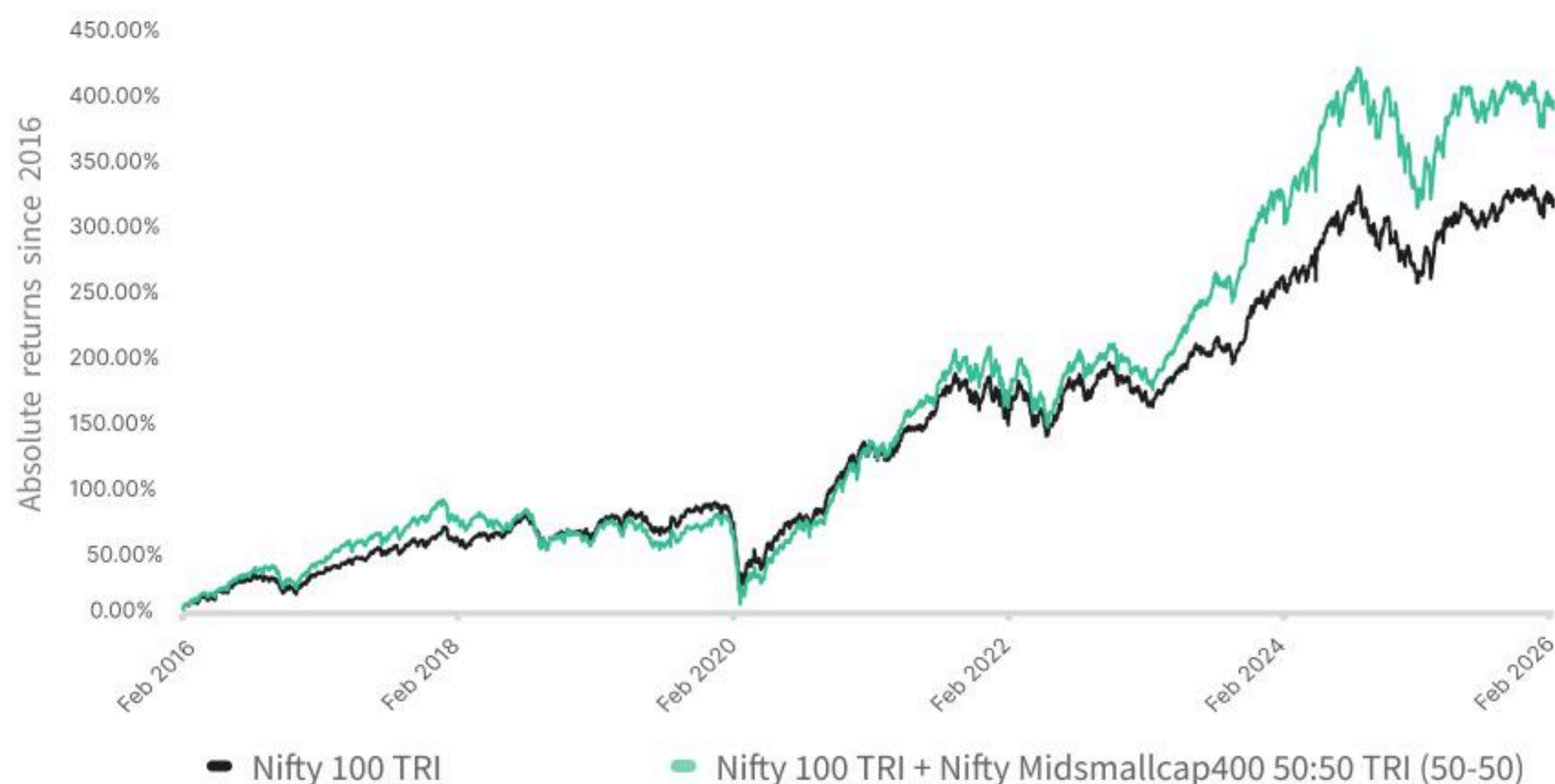
Fast Moving Satellites - These assets are historically more volatile and riskier than the slow moving satellites and core assets

Slow Moving Satellites - These assets are more volatile and riskier than the core assets, but may also have the potential to generate higher returns than the core assets



Diversify Your Equity Holdings Beyond LargeCaps

A portfolio of large cap and midsmallcap 400 50:50 combined equally, has historically offered better risk-adjusted returns compared to just a pure large-cap portfolio



Nifty 100 TRI

5 Year Risk-Adjusted Returns 0.94

10 Year Risk-Adjusted Returns 0.93

Higher Risk-Adjusted Returns

Nifty 100 TRI + Nifty Midsmallcap400 50:50 TRI (50-50)

5 Year Risk-Adjusted Returns 1.10

10 Year Risk-Adjusted Returns 1.02

Total Return Index (TRI) data for all indices has been sourced from the [Nifty Indices website](#), for the period Feb 29, 2016 to Feb 28, 2026.

Absolute return figures are based on internal calculations. CAGR and Volatility figures are based on internal calculations - using which Risk-Adjusted Returns are calculated.

Past performance is not an indicator of future returns. Past performance may and may not sustain in future.

The data shown above pertains to the Index and does not in manner indicate performance of any scheme of the Fund.

The above portfolio is hypothetical and illustrative in nature, constructed using a combination of Nifty 100 TRI and Nifty Midsmallcap400 50:50 TRI. It does not represent any existing scheme or actual investor portfolio. Past performance data is provided solely to demonstrate the concept and should not be relied upon as a basis for investment decisions.



Invest Via Both SIP & Lumpsum

Zerodha Nifty MidSmallcap400 50:50 Index Fund

Min Investment Amount

₹100

Lock-in Period

No

Short-term capital gains

Taxed **at 20%**



For investment period \leq 12 month, gains are treated as short-term capital gains & taxed at 20% (plus 4% cess and surcharge, if any)

Long-term capital gains

Taxed **at 12.5%**



For investment period $>$ 12 month, gains are treated as long-term capital gains and are tax-free upto ₹1.25 lakhs in a financial year. Gains above ₹1.25 Lakhs in a financial year are taxed at 12.5% (plus 4% cess and surcharge, if any).



“

We've always believed that investing should be simple and accessible. A lot of India's growth story is still unfolding beyond the top 100 companies - and the **ZeroDha Nifty MidSmallcap400 50:50 Index fund** is our way of making that accessible to every investor.



Vishal Jain

CEO, ZeroDha Fund House



Available on

All major platforms



Coin



Groww



Dhan



ET Money



Paytm Money



IND Money



5 Paisa



MFU



CAMS online

and more...

Disclaimer: All the logos used in this slide are Trademark™ and Registered Trademark® of the respective holders. Use of them does not imply any affiliation or endorsement by them.

Zerodha Nifty MidSmallcap400 50:50 Index Fund



(An open-ended scheme replicating/tracking the Nifty MidSmallcap400 50:50 Index - TRI)

This product is suitable for investors who are seeking*

Long Term Capital Growth

Investment in equity and equity related securities covered by Nifty MidSmallcap400 50:50 Index

Risk-o-meter of the scheme



Risk-o-meter of the Benchmark

(Nifty MidSmallcap400 50:50 Index TRI)



Investors should understand that their principal will be at **Very High Risk**

**Investors should consult their financial advisers if in doubt about whether the product is suitable for them.*

The product labelling assigned during the New Fund Offer (NFO) is based on internal assessment of the scheme characteristics or model portfolio and the same may vary post NFO when actual investments are made.

(Offer for face value of ₹10/- per unit during New Fund Offer and at continuous offer for units at NAV based prices)



Disclaimers

- This presentation dated 23rd Mar, 2026 has been prepared by Zerodha Asset Management Private Limited based on the publicly available data and other sources believed to be reliable. Any calculations made are approximations, meant as guidelines only, which you must confirm before relying on them. The information contained in this document is for general purpose only. The document is given in the summary form and does not purport to be complete. The document does not have regard to specific investment objectives, financial situations and other particular needs of any specific person who may receive this document. The information or data used in this document alone are not sufficient and should not be relied upon for the development or implementation of an investment strategy. Neither Zerodha Asset Management Private Limited, Zerodha Mutual Fund nor any person connected with them and acting on their behalf, accepts any liability arising from the use of this document. The recipient(s) before acting on any information herein should make his/her/their own independent investigation and seek appropriate professional advice and shall be fully responsible or liable for any decision taken on the basis of information contained herein.
- Past performance may or may not sustain in future and should not be used as a basis for comparison with other investments.
- All the logo images used in this document are Trademarks [™] and Registered Trademarks [®] of the respective holders. Use of them does not imply any affiliation with or endorsement by them.
- For complete details on the investment objective, investment strategy, asset allocation, scheme specific risk factors and more details read the Scheme Information Document (SID) and Key Information Memorandum (KIM) of the scheme available on our website www.zerodhafundhouse.com
- BSE/NSE Disclaimer: Every person who desires to apply for or otherwise acquires any unit of this Fund may do so pursuant to independent inquiry, investigation and analysis and shall not have any claim against the Exchange whatsoever by reason of any loss which may be suffered by such person consequent to or in connection with such subscription/ acquisition whether by reason of anything stated or omitted to be stated herein or any other reason whatsoever.
- The Nifty Indices mentioned herein are owned by NSE Indices Limited. All information provided is for informational purposes only.
- The Zerodha NIFTY linked index funds and ETFs (“the Product”) offered by Zerodha Asset Management Private Limited are not sponsored, endorsed, sold or promoted by NSE INDICES LIMITED (formerly known as India Index Services & Products Limited (IISL)). NSE INDICES LIMITED does not make any representation or warranty, express or implied (including warranties of merchantability or fitness for a particular purpose or use) and disclaims all liability to the owners of the Product or any member of the public regarding the advisability of investing in securities generally or in the Product linked to Nifty indices or particularly in the ability of the NIFTY Indices to track general stock market performance in India. Please read the full Disclaimers in relation to the NIFTY Indices in the Offer Document of the respective Products.