



The Next Precious Metal In Your Portfolio!

Invest In Silver With
ZeroDha Silver ETF FoF





A Cultural Sentiment Rooted In Tradition

Silver has a sense of connection to our cultural heritage - **Its a symbol of beauty, passed down through generations.**

Since 2010, Indian investors bought
>22,000 tonnes of silver

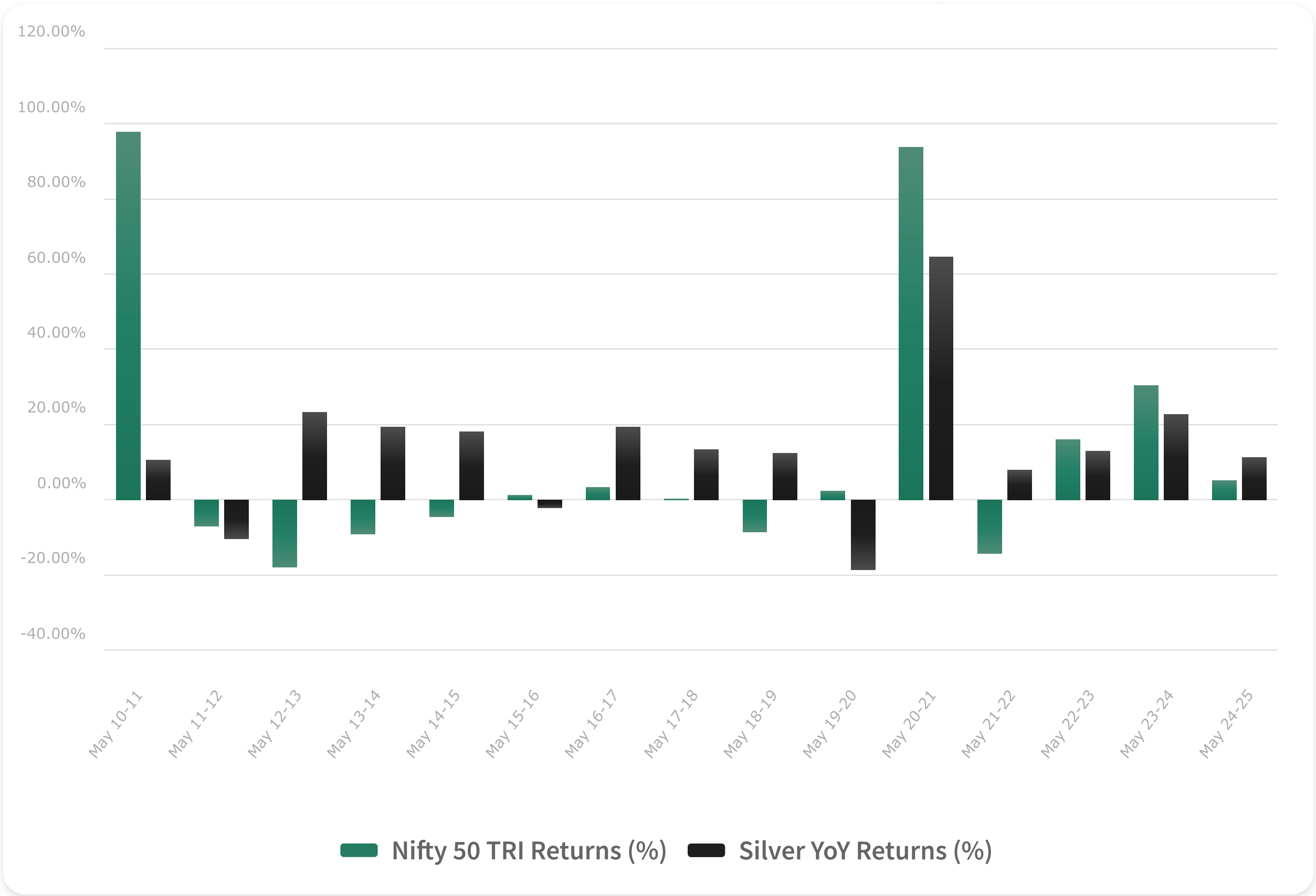




Low Historical Correlation With Equity

Silver presents **an avenue for portfolio diversification**

Avg. Correlation - Silver and Nifty 50 TRI
0.03



Graphs are for illustrative purpose only. Silver Data Source: MCX Silver Spot Prices. Nifty 50 TRI Data Source: Nifty Indices Historical Data. Equity represented as Nifty 50 TRI. Rolling 1 year Correlation calculated over a 15 year period from 31st May 2010 to 30th May 2025. Please refer to more disclaimers on the last page.



Silver Demand Surpasses The Supply

Demand as of 2025*

35,716 tonnes

>

Supply as of 2025*

32,055 tonnes



Demand in million ounces is converted to tonnes based on the conversion factor 32.1507 ounce = 1kg. Graphs are for illustrative purpose only. Source: The Silver Institute.


All the data shown is based on the research undertaken and produced by Metals Focus for the World Silver Survey (Apr 2025) published by the Silver Institute.

*The data for the year 2025 is forecasted as obtained from the report.




Industrial Demand - Up By More Than 1.35X


Few industries driving this demand




Automotive



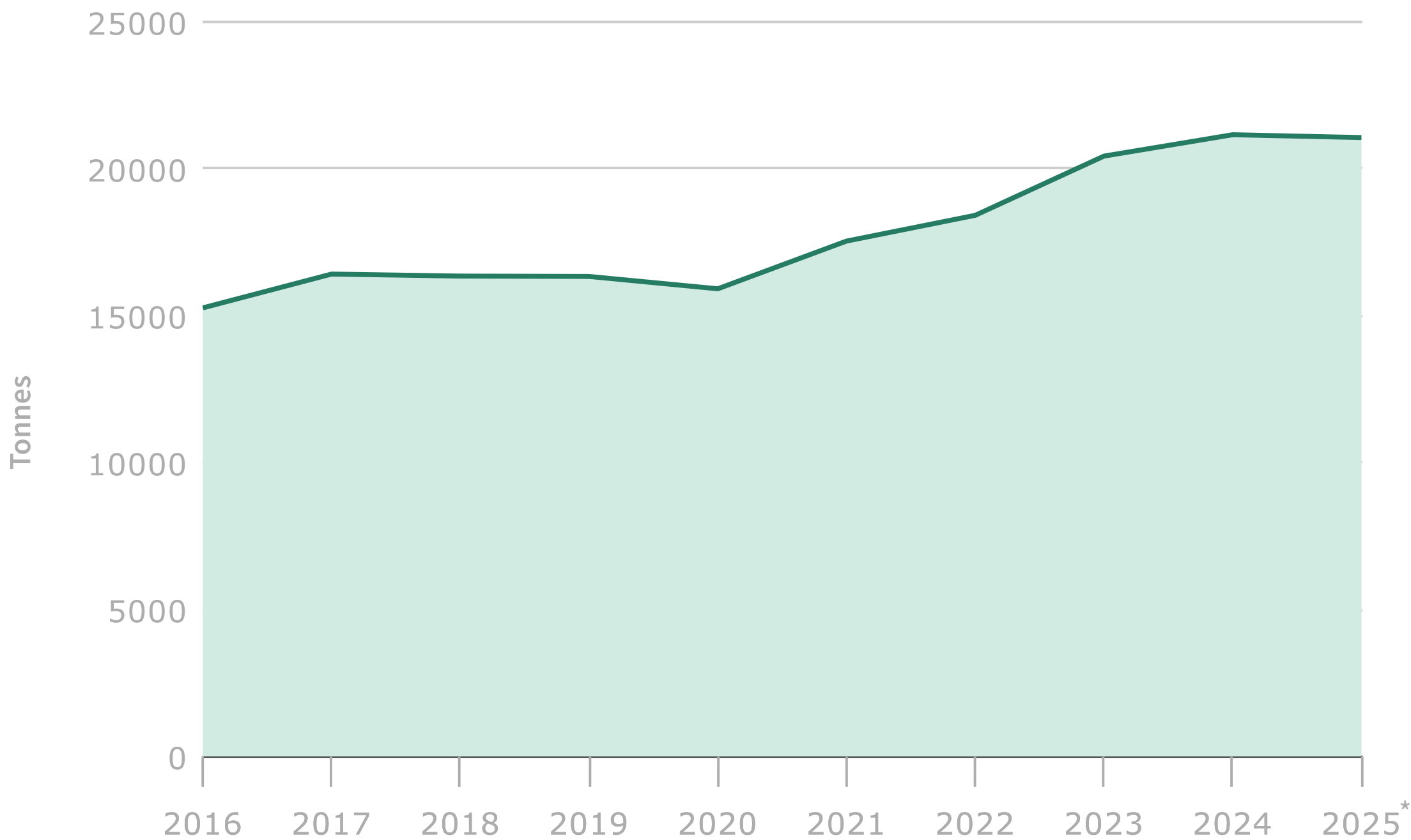
Pharmaceuticals



Digital Photography



Solar energy



Demand in million ounces is converted to tonnes based on the conversion factor 32.1507 ounce = 1kg.
Graphs are for illustrative purpose only. Source: The Silver Institute.
All the data shown is based on the research undertaken and produced by Metals Focus for the World Silver Survey (Apr 2025) published by the Silver Institute.
*The data for the year 2025 is forecasted as obtained from the report.



Silver's 15 Year Growth - More Than 8% Compounded Annually

Price of 1Kg - Silver

May 31, 2010

₹29,263

May 30, 2025

₹97,252



Graphs are for illustrative purpose only. Data Source: MCX Silver Spot Prices - 1Kg of Silver (INR). CAGR calculated from 31 May 2010 to 30 May 2025. Past performance is not an indicator of future returns and may or may not sustain in future. The data shown above pertains to performance of silver and does not in manner indicate performance of any scheme.



A Potential Option Alongside Gold

Gold to Silver Ratio denotes how many grams of Silver is needed to buy one gram of Gold

Ratio as of May 30, 2025

99.73

>

50 Year Average Ratio

63.12



A high ratio indicates gold is more expensive relative to silver, while a low ratio suggests that silver is relatively more expensive to Gold.

The gold-to-silver ratio is a measure of the relative values of gold and silver, calculated by dividing the current market price of gold by the current market price of silver. Source: Bloomberg, Data taken from 30 May 1975 to 30 May 2025. The Gold and Silver Prices are taken in US dollar per ounce.

Past performance may or may not sustain in future and should not be used as a basis for comparison with other investments.



Invest In Silver With Our **Silver ETF and FoF**



Zerodha Silver ETF

AUM (In.Cr)*

₹20.04

NSE/BSE Symbol

SILVERCASE

Invest in Physical Silver of 99.9%
purity and above
Silver Bars made for investment purposes

No Concern of Physical Storage
And security risks associated with
holding physical Silver



Zerodha Silver ETF FoF

NFO Live

Min. Investment

₹500

Allotment NAV

₹10

Helps you take exposure to Silver
Without the need for Demat Account

Offers systematic and seamless
investing
through the SIP route

*AUM Values shown as of May 30th, 2025



“

These funds help you invest in silver of 99.9% purity, and also to take exposure to physical silver without having to worry about its security or storage.



Vishal Jain

CEO, Zerodha Fund House

“

Beyond its intrinsic and sentimental value, Silver's unique properties make it a valuable material that supports various sustainable technologies and practices across different industries.



Kedarnath Mirajkar

Fund Manager, Zerodha Fund House



Other Facts & Key Information

Zerodha Silver ETF

Min. Investment(at exchange)	1 Unit
Min. Investment(Direct with AMC)*	₹25 cr
NAV	₹11.1998 (As of Jun 18, 2025)

Zerodha Silver ETF FoF

Min. Investment Amount**	₹500 (and any amount thereafter)
Allotment NAV	₹10

Fund managers:



Kedarnath Mirajkar



Shyam Agarwal




*The limit of ₹25 crores or such other amount as may be specified by SEBI from time to time is not applicable for Market Makers, to schemes managed by Employee Provident Fund Organisation, India; and Recognized Provident Funds, approved Gratuity Funds and approved Superannuation Funds under Income-tax Act,1961 till Aug 31, 2025 or any other date as may be communicated by SEBI.
Min. Investment(at exchange) - applicable post listing


** During the NFO. Post NFO, the min. investment amount is ₹100 (and any amount thereafter)



Zerodha Silver ETF Available on



Zerodha Kite



Groww



Upstox



Kotak Securities



5 Paisa



Paytm Money



ICICI Direct



Angel One




Motilal Oswal




Sharekhan

Zerodha Silver ETF FoF Available on



Coin



Groww



Kuvera



Paytm Money




IND Money



CAMS Online



MFU



MFC

Disclaimer: All the logos used in this slide are Trademark™ and Registered Trademark® of the respective holders. Use of them does not imply any affiliation or endorsement by them.

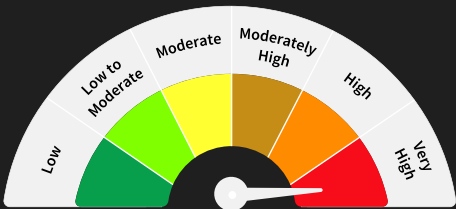
Zerodha Silver ETF

(An open-ended Exchange Traded Fund replicating/tracking domestic prices of physical Silver)

This Product is Suitable for Investors who are seeking*:

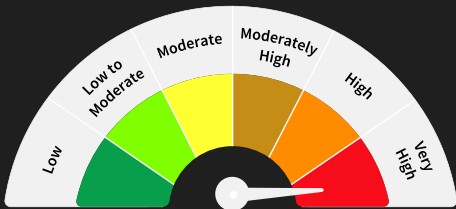
- 1. To generate capital appreciation over long term.
- 2. Returns that are in line with the performance of Silver over the long term, subject to tracking errors.

Risk-o-meter of the scheme



Risk-o-meter of the Benchmark

(Domestic prices of physical Silver)



Investors should understand that their principal will be at **Very High Risk**.

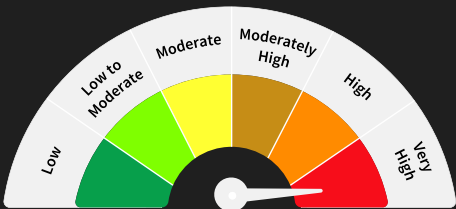
Zerodha Silver ETF FoF

(An open ended fund of fund scheme investing in units of Zerodha Silver ETF)

This Product is Suitable for Investors who are seeking*:

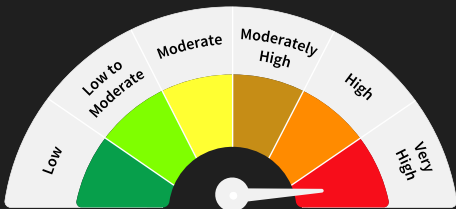
- 1. To generate capital appreciation over long term.
- 2. Investments in units of Zerodha Silver ETF which in turn invest in Physical Silver.

Risk-o-meter of the scheme



Risk-o-meter of the Benchmark

(Domestic price of physical silver)



Investors should understand that their principal will be at **Very High Risk** and the riskometer of the benchmark will be **Very High**.

**Investors should consult their financial advisors if in doubt about whether the product is suitable for them.*

The product labelling assigned during the New Fund Offer (NFO) is based on internal assessment of the scheme characteristics or model portfolio and the same may vary post NFO when actual investments are made.

Disclaimers

- This presentation dated 24 June, 2025 has been prepared by Zerodha Asset Management Private Limited based on the publicly available data and other sources believed to be reliable. Any calculations made are approximations, meant as guidelines only, which you must confirm before relying on them. The information contained in this document is for general purpose only. The document is given in the summary form and does not purport to be complete. The document does not have regard to specific investment objectives, financial situations and other particular needs of any specific person who may receive this document. The information or data used in this document alone are not sufficient and should not be relied upon for the development or implementation of an investment strategy. Neither Zerodha Asset Management Private Limited, Zerodha Mutual Fund nor any person connected with them and acting on their behalf, accepts any liability arising from the use of this document. The recipient(s) before acting on any information herein should make his/her/their own independent investigation and seek appropriate professional advice and shall be fully responsible or liable for any decision taken on the basis of information contained herein.
- Past performance may or may not sustain in future and should not be used as a basis for comparison with other investments.
- The Nifty Indices mentioned herein are owned by NSE Indices limited. All information provided is for informational purposes only
- All the logo images used in this document are Trademarks [™] and Registered Trademarks [®] of the respective holders. Use of them does not imply any affiliation with or endorsement by them.
- For complete details on the investment objective, investment strategy, asset allocation, scheme specific risk factors and more details read the Scheme Information Document (SID) and Key Information Memorandum (KIM) of the scheme available on our website www.zerodhafundhouse.com
- BSE/NSE Disclaimer: Every person who desires to apply for or otherwise acquires any unit of this Fund may do so pursuant to independent inquiry, investigation and analysis and shall not have any claim against the Exchange whatsoever by reason of any loss which may be suffered by such person consequent to or in connection with such subscription/ acquisition whether by reason of anything stated or omitted to be stated herein or any other reason whatsoever.

MUTUAL FUND INVESTMENTS ARE SUBJECT TO MARKET RISKS, READ ALL SCHEME RELATED DOCUMENTS CAREFULLY